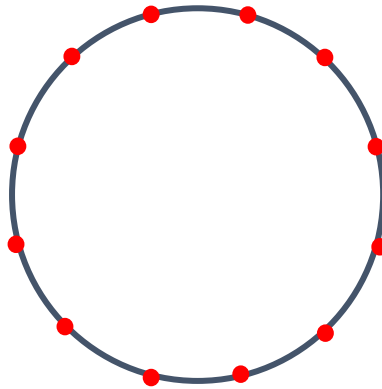


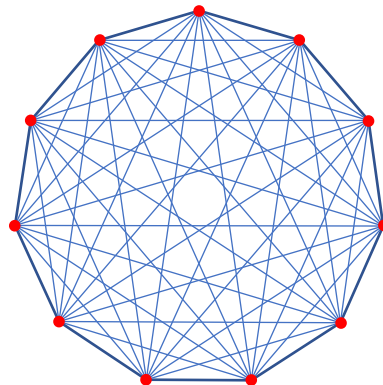
Mystic Roses

A Mystic Rose pattern is made by drawing a circle.

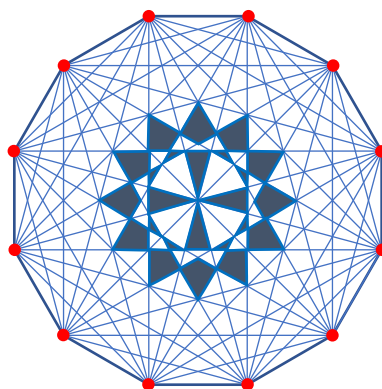
Draw points at equal intervals around the circumference of the circle.



Join each point to every other point with a sharp pencil and a ruler.



You can then colour or shade your diagram to make stunning visual art.



Make some Mystic Rose patterns of your own.

